

線上Q&A說明

- 會議將於 [4/29 15:00](#) 準時開始
- 與會者可於線上進行提問
- 提問前請先輸入您所屬的代表機構及姓名
- 如無法線上提問，請聯絡技術團隊
(02)8797-2088 # 5074

Instructions of online Q&A

- The meeting will start [at 15:00, April 29](#)
- Participants may raise your questions via textbox
Please identify your name and company before asking questions
- Please contact us should you encounter any technical issues:
(02)8797-2088 # 5074



Delta Electronics, Inc. 1Q 2022 Results

台達電子2022年第一季財報法人說明會

29 April 2022



- **The financial numbers hereby are based on International Financial Reporting Standards (IFRS)**
本簡報財務數字係根據國際財務報導準則編製
- **Cumulative consolidated numbers were reviewed by CPA**
合併數字經會計師核閱

1Q 2022 Financial Results

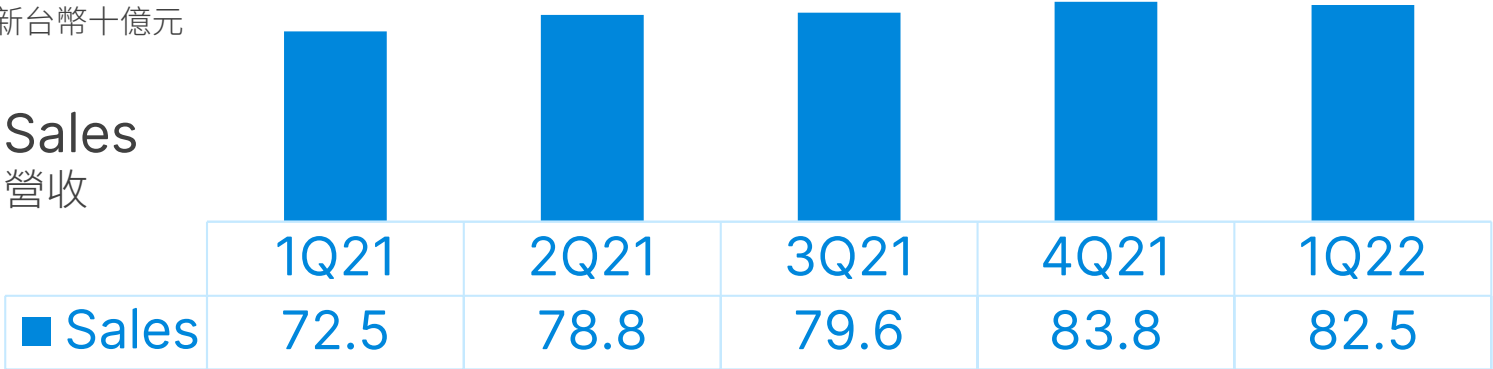
2022年第一季結算數字

Sales Revenues & Gross Profits

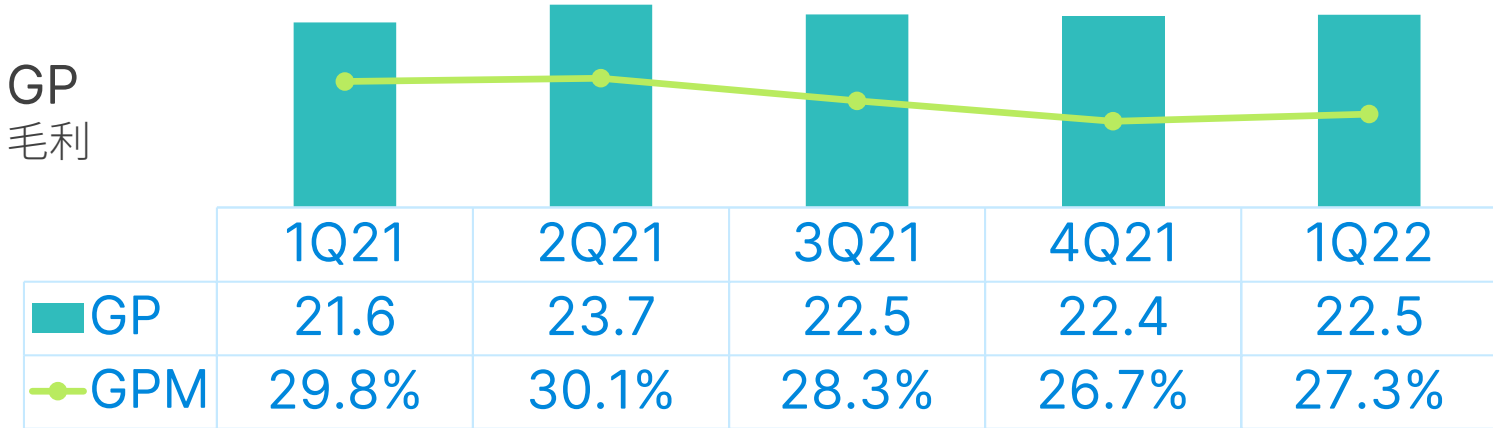
合併營收及毛利

NT\$ billion
新台幣十億元

Sales
營收



GP
毛利



| | Y/Y 年對年 | Q/Q 季對季 |
|-------------|-------------|------------|
| Sales 營收 | +14% | -1% |
| GP 毛利 | +4% | +1% |

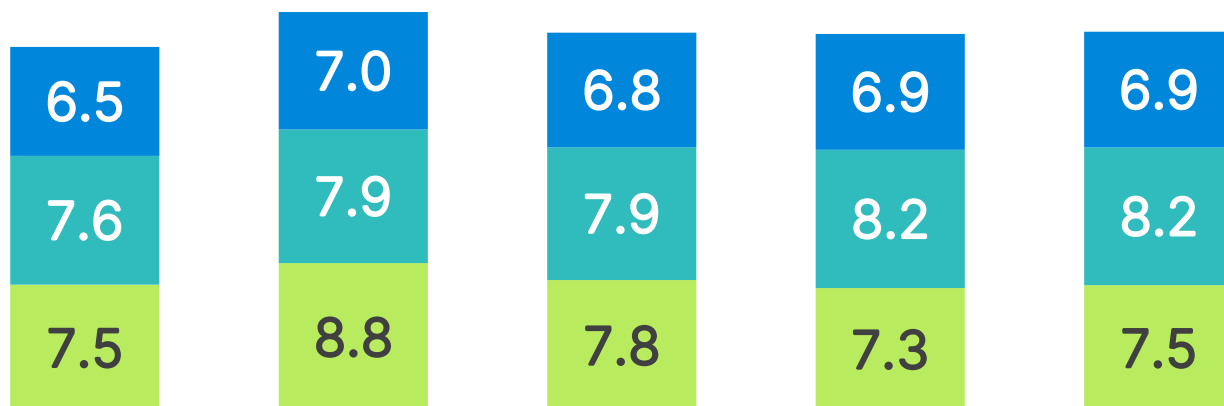


Operating Profits & Expenses

營業淨利及費用

NT\$ billion
新台幣十億元

- R&D
- SG&A
- OP



(% of sales)

| | 1Q21 | 2Q21 | 3Q21 | 4Q21 | 1Q22 |
|------|-------|-------|-------|-------|-------|
| R&D | 8.9% | 8.8% | 8.6% | 8.2% | 8.3% |
| SG&A | 10.5% | 10.1% | 9.9% | 9.8% | 9.9% |
| OPEX | 19.5% | 19.0% | 18.5% | 18.0% | 18.3% |
| OPM | 10.3% | 11.1% | 9.8% | 8.7% | 9.0% |

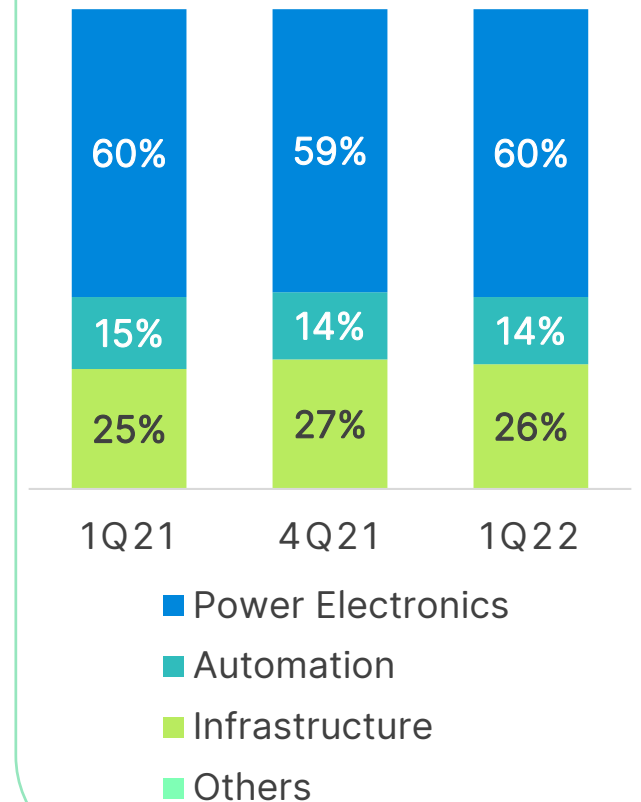
| | Y/Y 年對年 | Q/Q 季對季 |
|---------------|------------|------------|
| R&D 研發費用 | +6% | 0% |
| SG&A 銷管費用 | +7% | +0% |
| OPEX 總營業費用 | +7% | +0% |
| OP 營業淨利 | +0% | +2% |

Performance by Segment

主要部門表現

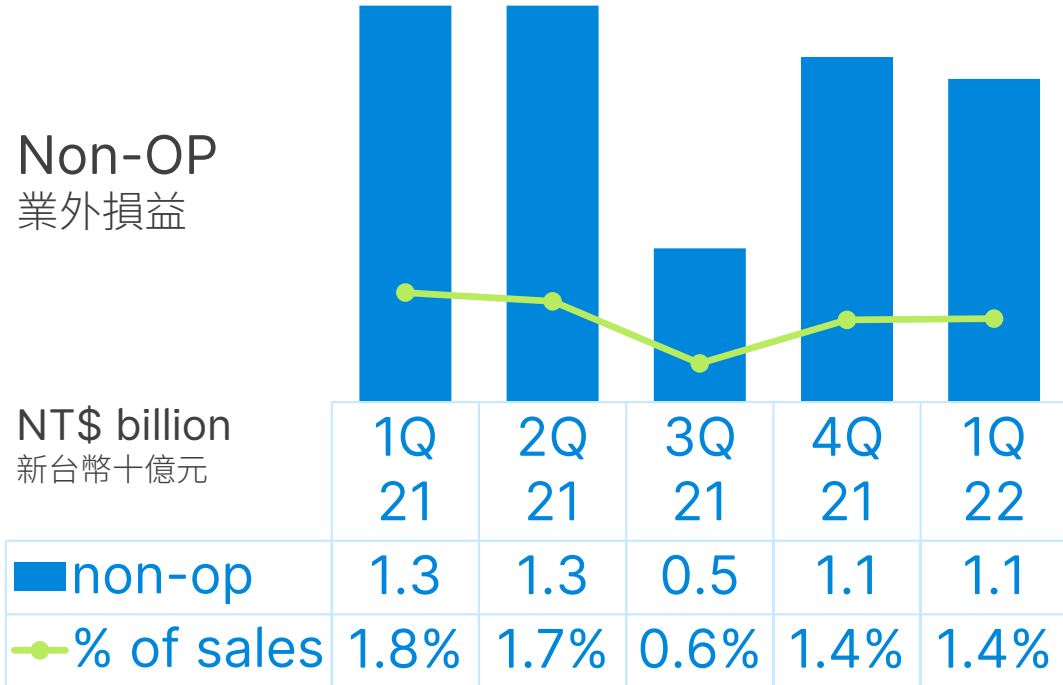
| NT\$ million 新台幣百萬元 | Sales | Y/Y | Q/Q | Profits | Y/Y | Q/Q |
|-----------------------------|--------|------|-----|---------|------|------|
| Power Electronics 電源及零組件 | 49,243 | +13% | +0% | 5,567 | +10% | +7% |
| Automation 自動化 | 11,727 | +10% | +1% | 649 | -49% | -37% |
| Infrastructure 基礎設施 | 21,369 | +17% | -6% | 1,253 | +9% | +15% |

Sales%
營收佔比



Non-operating Profits

業外損益



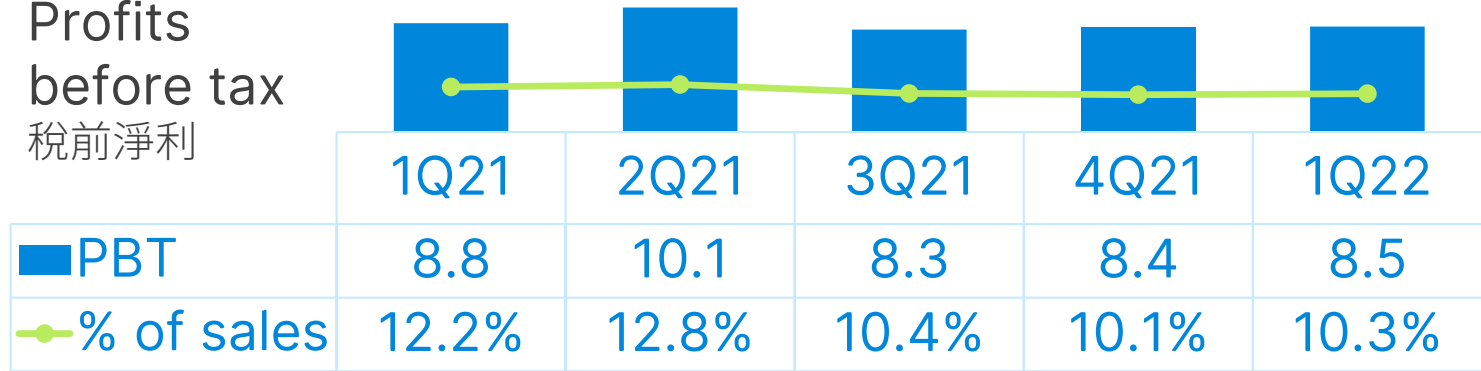
| NT\$ million 新台幣百萬元 | 1Q21 | 4Q21 | 1Q22 |
|--|-------|-------|-------|
| Gain on disposal of investment 處分投資損益 | 0 | 0 | 0 |
| Interest income 利息收益 | 48 | 1 | 18 |
| FX income 匯兌損益 | 307 | 131 | 312 |
| Others 其他 | 958 | 1,008 | 740 |
| Total 合計 | 1,313 | 1,140 | 1,070 |

Profits before Tax v.s EBITDA

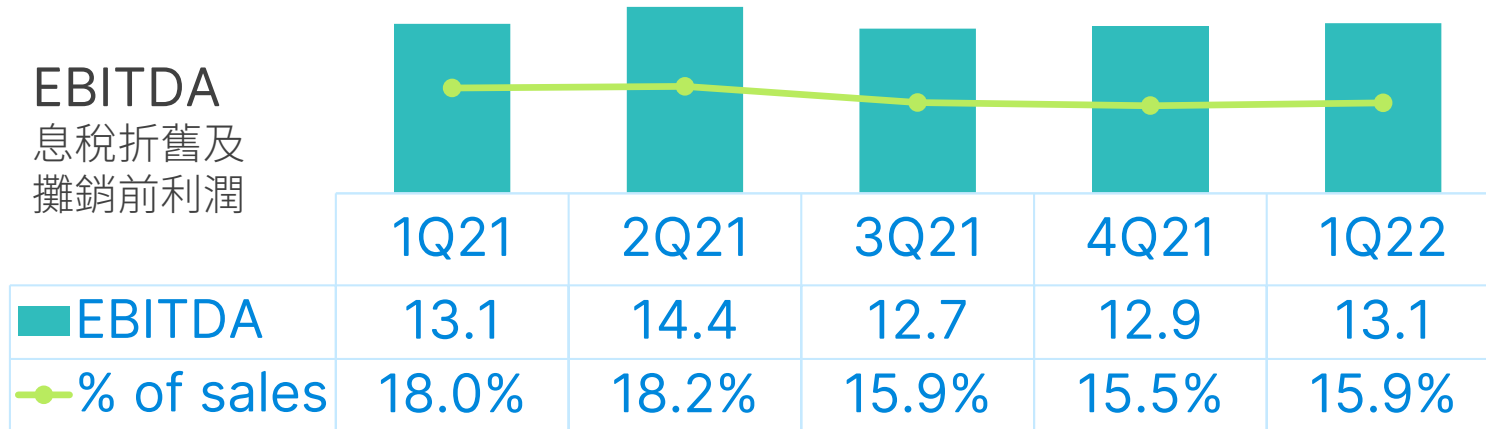
稅前淨利及息稅折舊及攤銷前利潤

NT\$ billion
新台幣十億元

Profits
before tax
稅前淨利



EBITDA
息稅折舊及
攤銷前利潤



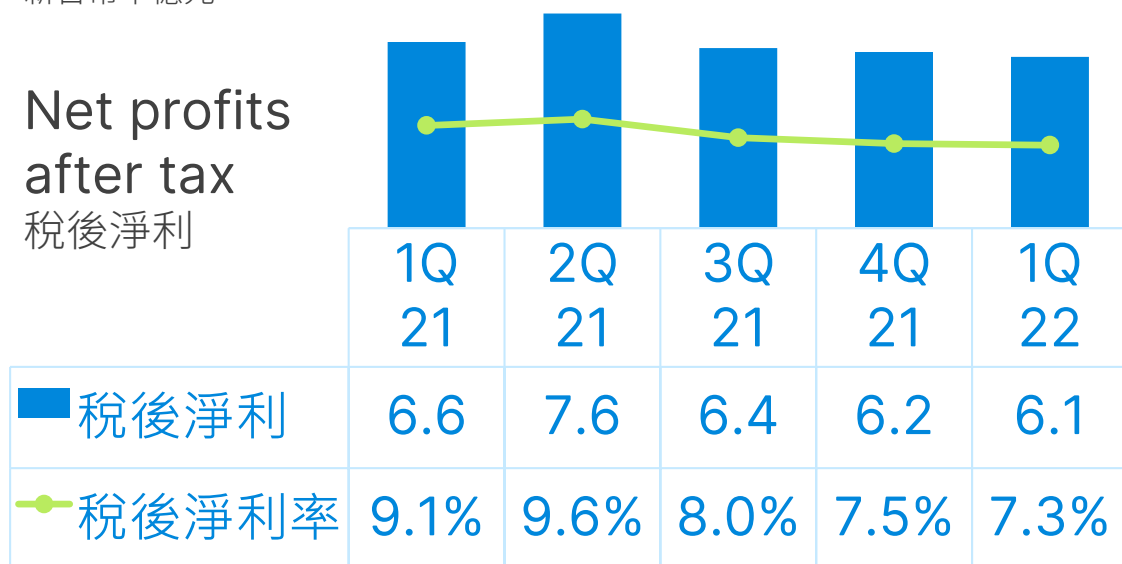
| | Y/Y 年對年 | Q/Q 季對季 |
|-------------------------------|------------|------------|
| Profits before tax 稅前淨利 | -3% | +1% |
| EBITDA 息稅折舊及 攤銷前利潤 | +0% | +1% |

Net Profits after Tax

稅後淨利

NT\$ billion
新台幣十億元

Net profits
after tax
稅後淨利



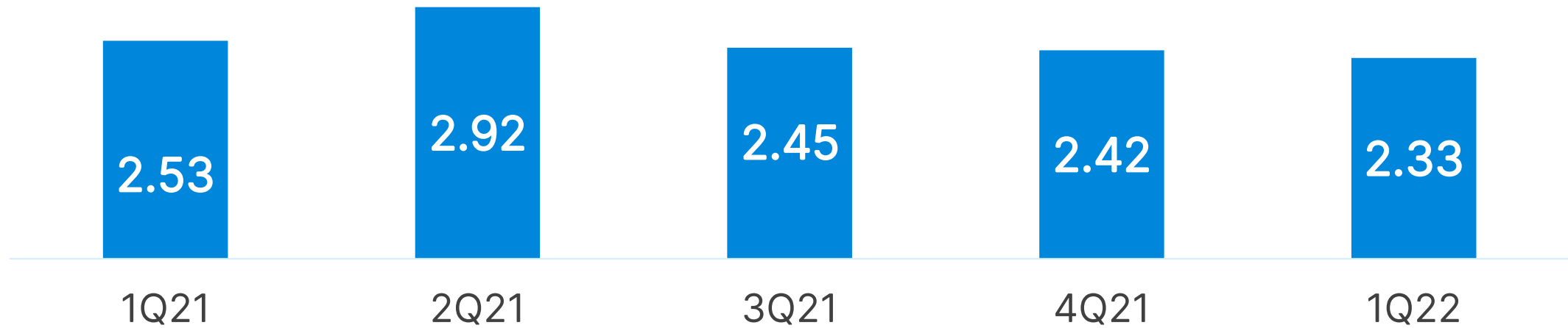
| | Y/Y 年對年 | Q/Q 季對季 |
|--------------------------|------------|------------|
| Net profits after tax | -8% | -3% |

NT\$ million
新台幣百萬元

| | 1Q21 | 4Q21 | 1Q22 |
|--------------------------------------|----------------|----------------|----------------|
| Profit before income tax 稅前淨利 | 8,814 | 8,445 | 8,539 |
| Income tax 所得稅 | (1,771) | (1,650) | (1,709) |
| Non-controlling interest 非控制權益 | (463) | (537) | (771) |
| Net profit after tax 稅後淨利 | 6,580 | 6,258 | 6,059 |

EPS 每股淨利

Unit: NT\$
新台幣元



*EPS based on shares outstanding of 2,598 million.
每股盈餘之設算基於在外流通股數25.98億股。

Business Category

業務分類

- Power supplies
電源供應器
- Fans & thermal
風扇及散熱管理
- Passive components
被動元件
- On-board EV solutions
汽車電子



**Power
Electronics**

- Industrial automation
工業自動化
- Building automation
樓宇自動化



Automation

ICT infrastructure

資通訊基礎設施

- Telecom power
通信電源
- Datacenter solutions
資料中心解決方案
- Networking
網通系統



Infrastructure

EIS infrastructure

能源基礎設施

- Off-board EV charger
電動車充電設備
- Renewable energy
& Energy Storage System
可再生能源 及 儲能設備
- Display
視訊系統

Smarter. Greener. Together.

